



**ESCAPE**

**from**

**SPACE**

# DRAW A MONSTER





# **SPACE TRIVIA**



# **ROUND 1**


# **1 POINT**

# ROUND 1



**What is the name of our planet?**

# ROUND 1



**What goes around the earth?**

# ROUND 1




**What is the name of our star?**

# ROUND 1 - ANSWERS



**EARTH / WORLD**



**MOON**



**SUN**





# **ROUND 2**

# **2 POINTS**



# ROUND 2



**These shine brightly in the sky.**

# ROUND 2



**There are 8 of these in our solar system.**

A vertical decorative border on the left side of the page, consisting of a series of black stars of various sizes and orientations, some appearing as simple dots and others as larger, more detailed shapes.

# ROUND 2



**These look like big rocks flying through space.**

# ROUND 2 - ANSWERS



**STARS**



**PLANET**




**ASTEROID / METEOR / COMET**



# **ROUND 3**


# **3 POINTS**

# ROUND 3



**What do we call someone who travels to space?**

# ROUND 3



**What do people ride into space?**




# ROUND 3




**What do we call a creature that doesn't live on earth?**



# **ROUND 3 - ANSWERS**



**ASTRONAUT**



**SPACESHIP / ROCKET**



**ALIEN**



# **BONUS ROUND**



# **BONUS ROUND**

**What are the names of the 8 planets in our solar system?**

**(1 point per planet)**

**What is the name of our galaxy?**

**(3 points)**

# **BONUS ROUND - ANSWERS**



**MERCURY, VENUS, EARTH, MARS,  
JUPITER, SATURN, URANUS,  
NEPTUNE**



**MILKY WAY GALAXY**

# WELCOME TO SPACE!



**Today, you and your team  
members are **ASTRONAUTS**.**  
**Astronauts are people who travel through space.**



**You are in your spaceship when... oh no!**

**ALIENS!**

**Aliens are trying to get on your spaceship!**





**You must work together to **ESCAPE** the aliens.**

**You have to **solve puzzles** to escape.  
You have 20 minutes to solve all the puzzles...**






# BEFORE WE BEGIN...

Let's talk about some **important words**.



**Astronaut** – a person who travels in a spaceship in outer space



**Alien** – something that is alive that lives on another planet – not Earth!

- **Escape** – when you get away from something
- **Puzzle** – a question or problem
- **Solve** – the answer to a puzzle
- **Key** – the code to solve a puzzle



# BEFORE WE BEGIN...

Let's talk about some of the puzzles you might see.


- **Counting**
- **Letters**
- **Reading**
- **Code**



# COUNTING




# LETTERS





# READING



Welcome to **E**scape  
from Space!

Your team will use  
clues to solve  
puzzles.


Solve all the puzzles  
so you can escape!

# WRITE WHAT YOU FIND

**LIGHT ROOM**


**B**

# COUNTING





# LETTERS





# CLUES FROM READING



Welcome to **E**scape  
from Space!

Your team will use  
clues to solve  
puzzles.

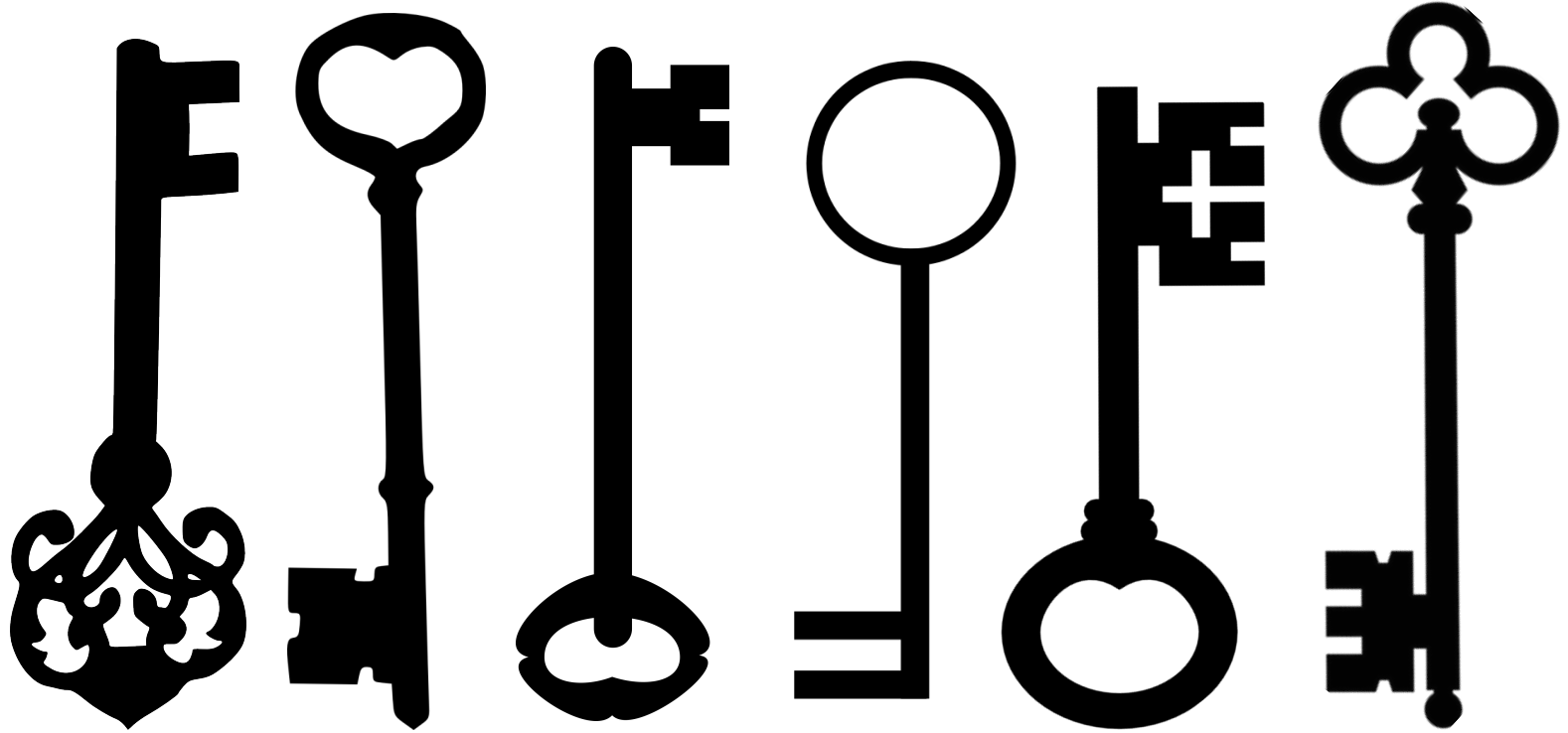
Solve all the puzzles  
so you can escape!

# WRITE WHAT YOU FIND

LIGHT ROOM

B 2 0 1 E

# CODES USING A KEY



Sometimes, you will need a KEY to solve a puzzle.

A key is a clue. It is also like a symbol.



**A = 1**

**A = 1**  
**B = 2**  
**C = 3**  
**D = 4**  
**E = 5**  
**F = 6**  
**G = 7**  
**H = 8**  
**I = 9**

**J = 10**  
**K = 11**  
**L = 12**  
**M = 13**  
**N = 14**  
**O = 15**  
**P = 16**  
**Q = 17**  
**R = 18**

**S = 19**  
**T = 20**  
**U = 21**  
**V = 22**  
**W = 23**  
**X = 24**  
**Y = 25**  
**Z = 26**





**A = 1**


<b>A = 1</b>	<b>J = 10</b>	<b>S = 19</b>
<b>B = 2</b>	<b>K = 11</b>	<b>T = 20</b>
<b>C = 3</b>	<b>L = 12</b>	<b>U = 21</b>
<b>D = 4</b>	<b>M = 13</b>	<b>V = 22</b>
<b>E = 5</b>	<b>N = 14</b>	<b>W = 23</b>
<b>F = 6</b>	<b>O = 15</b>	<b>X = 24</b>
<b>G = 7</b>	<b>P = 16</b>	<b>Y = 25</b>
<b>H = 8</b>	<b>Q = 17</b>	<b>Z = 26</b>
<b>I = 9</b>	<b>R = 18</b>	

**7 15 15 4**  
**12 21 3 11!**

**G O O D L U C K !**



# MORSE CODE



A • —  
B — • • •  
C — • — •  
D — • •  
E •  
F • • — •  
G — — •  
H • • • •  
I • •  
J • — — —  
K — • —  
L • — • •  
M — —  
N — •  
O — — —  
P • — — •  
Q — — • —  
R • — •  
S • • •  
T —

U • • —  
V • • • —  
W • — —  
X — • • —  
Y — • — —  
Z — — • •

# MORSE CODE



A	• —	U	• • —
B	— • • •	V	• • • —
C	— • • — •	W	• — • •
D	— • • •	X	— • • • —
E	•	Y	— • • — —
F	• • • — •	Z	— — • •
G	— — • •		
H	• • • •		
I	• •		
J	• — — — —		
K	— • • — —		
L	• — • • •		
M	— — •		
N	— • •		
O	— — — —		
P	• — • — •		
Q	— — — • —		
R	• — • •		
S	• • •		
T	—		

— • / — — / — — / — • •  
• • • / • • — / — • • / — • — !

GOOD LUCK !





# PIG PEN



A	B	C
D	E	F
G	H	I


J	K	L
M	N	O
P	Q	R

	S	
T		U
	V	

	W	
X		Y
	Z	



# PIG PEN



A	B	C
D	E	F
G	H	I

J	K	L
M	N	O
P	Q	R

<del>S</del>
<del>T</del> <del>U</del>
<del>V</del>

<del>W</del>
<del>X</del> <del>Y</del>
<del>Z</del>

GOOD  
LUCK!

GOOD LUCK!

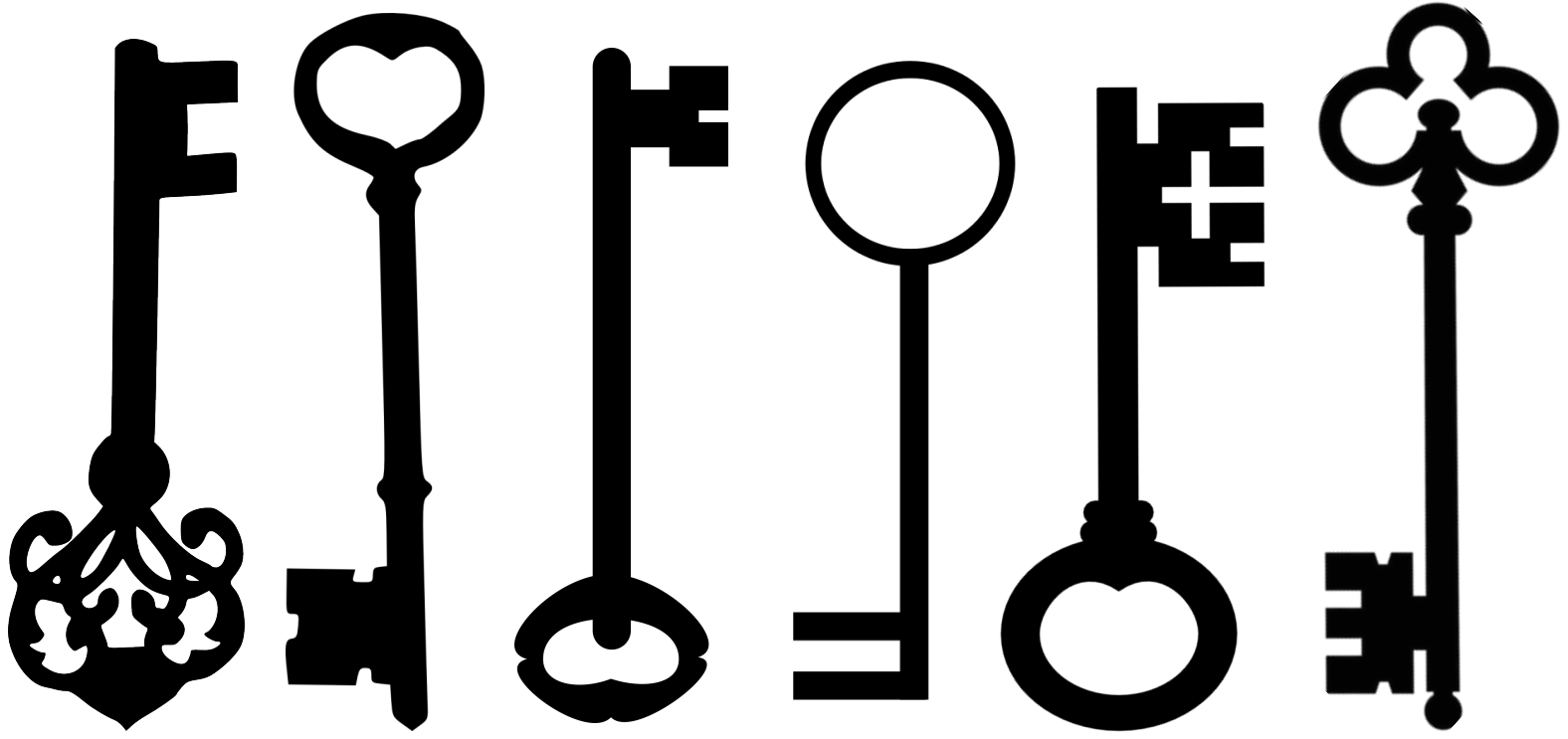
# WRITE WHAT YOU FIND

LIGHT ROOM

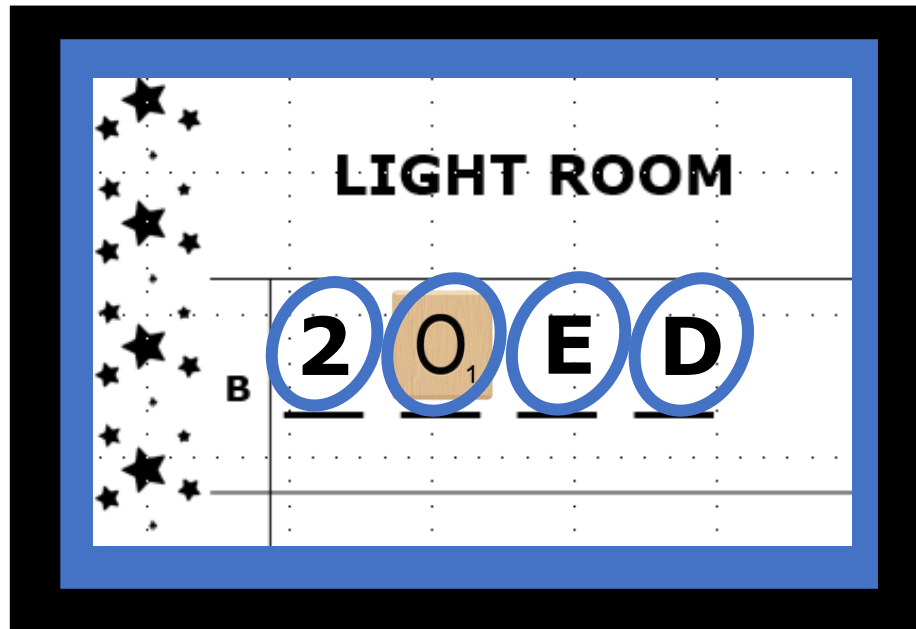
B 2 0<sub>1</sub> E D

# USING A KEY

**AGAIN!**



# WRITE WHAT YOU FIND



To escape the aliens, you will need to unlock clues. You need to turn the **LETTERS** into **NUMBERS**.

How will you do this?

**A=1**



**A = 1**

**B = 2**

**C = 3**

**D = 4**

**E = 5**

**F = 6**

**G = 7**

**H = 8**

**I = 9**

**J = 10**

**K = 11**

**L = 12**

**M = 13**

**N = 14**

**O = 15**

**P = 16**

**Q = 17**

**R = 18**

**S = 19**

**T = 20**

**U = 21**

**V = 22**

**W = 23**

**X = 24**

**Y = 25**

**Z = 26**

# SOLVING THE PUZZLE

LIGHT ROOM

B 2 0 E D

A blue arrow points from the puzzle board to the alphabet key.

A = 1	J = 10	S = 19
B = 2	K = 11	T = 20
C = 3	L = 12	U = 21
D = 4	M = 13	V = 22
E = 5	N = 14	W = 23
F = 6	O = 15	X = 24
G = 7	P = 16	Y = 25
H = 8	Q = 17	Z = 26
I = 9	R = 18	

LIGHT ROOM

B 2 15 5 4

A blue arrow points from the alphabet key to the puzzle board.

# SOLVING THE PUZZLE



**CONGRATULATIONS!**






**LET'S  
PRACTICE...**



### COUNTING



How many ♥ \_\_\_\_\_ ♦ \_\_\_\_\_ ♣ \_\_\_\_\_ ♠ \_\_\_\_\_

### LETTERS

ASTR \_\_\_\_\_  
NUS \_\_\_\_\_  
NOMO \_\_\_\_\_  
PACES \_\_\_\_\_  
IALNE \_\_\_\_\_

### READING

Go to outer space!  
Only don't get lost  
Or stuck  
\_\_\_\_\_ own a black hole.

Look at all the neat things...  
Understand t \_\_\_\_ e  
Cosmic wonders and  
Keep exploring.

### CODE

HELP  
YOUR  
TEAM  
\_\_\_\_\_  
\_\_\_\_\_  
\_\_\_\_\_ !

### WHAT DID YOU FIND?

Counting: 5 → \_\_\_\_\_  
Letters: P → \_\_\_\_\_  
Reading: D → \_\_\_\_\_  
Code: U → \_\_\_\_\_



<b>A = 1</b>	<b>J = 10</b>	<b>S = 19</b>
<b>B = 2</b>	<b>K = 11</b>	<b>T = 20</b>
<b>C = 3</b>	<b>L = 12</b>	<b>U = 21</b>
<b>D = 4</b>	<b>M = 13</b>	<b>V = 22</b>
<b>E = 5</b>	<b>N = 14</b>	<b>W = 23</b>
<b>F = 6</b>	<b>O = 15</b>	<b>X = 24</b>
<b>G = 7</b>	<b>P = 16</b>	<b>Y = 25</b>
<b>H = 8</b>	<b>Q = 17</b>	<b>Z = 26</b>
<b>I = 9</b>	<b>R = 18</b>	

**WHAT DID YOU FIND?**

**Counting:**      **5**      **→**      **5**

**Letters:**        **P**      **→**      **16**

**Reading:**        **D**      **→**      **4**

**Code:**            **U**      **→**      **21**



**Let's get ready to....**

**ESCAPE**

**from**

**SPACE**

To escape the aliens, you will need to unlock 4 boxes.

Each box has a lock with **5 numbers**. You need to find each of these numbers.







# WRITE WHAT YOU FIND

**LIGHT ROOM**

**B** \_\_\_\_\_

**C** \_\_\_\_\_

**D** \_\_\_\_\_

**G**     \_\_\_\_\_

**O** \_\_\_\_\_

The worksheet is titled "LIGHT ROOM" and is designed for a handwriting activity. It features a vertical column of stars on the left side. The main area is divided into five rows, each with a letter label (B, C, D, G, O) on the left and a set of four dashed lines for writing. The row labeled 'G' contains four small illustrations: a rock, a rocket, a planet with rings, and a star. The row labeled 'O' is currently empty.